



New chat



1. Input:



Returns to scale and average costs. Explain.

2. Output ChatGPT:



Returns to scale refers to the rate at which the output of a production process increases when all inputs are increased proportionately. In economics, returns to scale are classified into three categories: increasing returns to scale, constant returns to scale, and decreasing returns to scale.

Increasing returns to scale occur when a proportionate increase in all inputs leads to a more than proportionate increase in output. This means that the average cost per unit of output decreases as output increases, which is known as economies of scale.

Constant returns to scale occur when a proportionate increase in all inputs leads to a proportionate increase in output. In this case, the average cost per unit of output remains constant as output increases.

Decreasing returns to scale occur when a proportionate increase in all inputs leads to a less than proportionate increase in output. This means that the average cost per unit of output increases as output increases, which is known as diseconomies of scale.

In terms of average costs, increasing returns to scale lead to lower average costs as output increases, while decreasing returns to scale lead to higher average costs as output increases. Therefore, the level of returns to scale is an important factor in determining the cost structure of a firm and its ability to compete in the market.

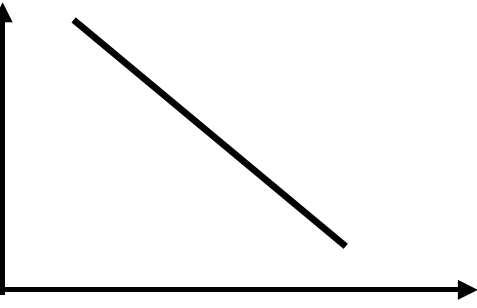



Send a message...

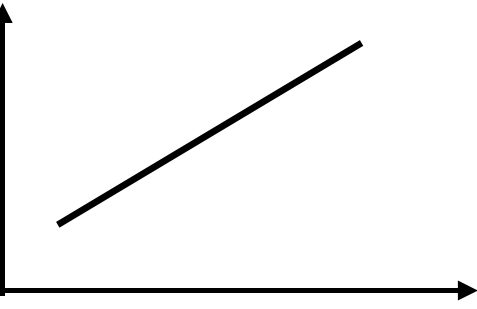


[ChatGPT Mar 23 Version](#). Free Research Preview. ChatGPT may produce inaccurate information about people, places, or facts.

3. **Graphs** about returns to scale and average costs

| Increasing returns to scale (economies of scale) | |
|---|---|
| Graph | Explanations |
| <p>Long-run average costs</p>  <p>Size of production</p> | <p>"A proportionate increase in all inputs leads to a more than proportionate increase in output" and, therefore, to falling average costs.</p> |

| Constant returns to scale | |
|---|--|
| Graph | Explanations |
| <p>Long-run average costs</p>  <p>Size of production</p> | <p>"A proportionate increase in all inputs leads to a proportionate increase in output" and, therefore, to constant average costs.</p> |

| Decreasing returns to scale (diseconomies of scale) | |
|---|--|
| Graph | Explanations |
| <p>Long-run average costs</p>  <p>Size of production</p> | <p>"A proportionate increase in all inputs leads to a less than proportionate increase in output" and, therefore, to rising average costs.</p> |

and all returns to scale in the same graph

Long-run average costs

