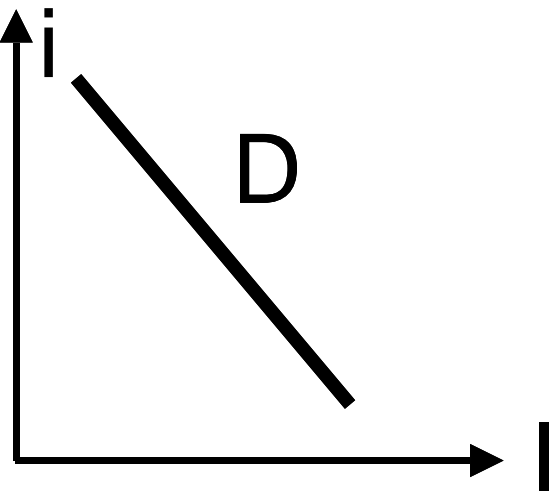


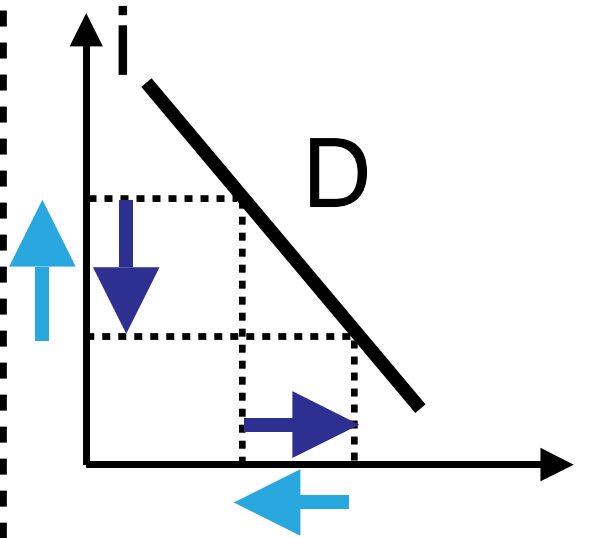
# Investment demand

I D curve



Negative relationship between  $i$  and  $I$  (ceteris paribus)

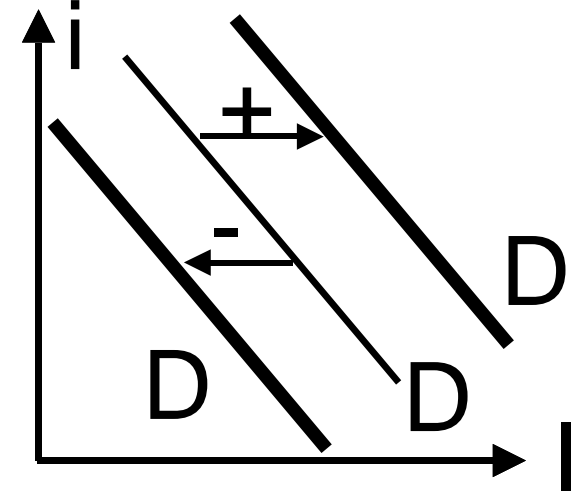
Change in  $i$



Movement along  $D$  (ceteris paribus):

- If  $i \uparrow$ , then  $I \downarrow$
- If  $i \downarrow$ , then  $I \uparrow$

Shifting of  $D$



Determinants:

- Growth (+)
- Recession (-)
- Optimism (+)
- Pessimism (-)